



Proven. Practical. Powerful.




# Tactical Teaching: Reading

*Not the Reading Teacher  
but a Teacher of Reading*

How to Build Text Form Knowledge

## Text form knowledge: Activities Overview

Most Tactical Teaching activities can be adapted to emphasise particular elements of text form knowledge. Few activities serve only one purpose; however, effective instruction means limiting the focus and being explicit about a particular aspect. One-off use of Tactical Teaching Activities is unlikely to result in improved reading and learning without explicit instruction and demonstration of the particular focus and follow-up opportunities for practice.

<b>Text form knowledge</b>	<b>Guided practice activity</b>	<b>Student format provided</b>
<b>Text purpose</b> (pages 18–22)	1. Analysing Narratives	
	2. Speculate	
	3. Decipher	
<b>Text organisation</b> (pages 26–32)	1. Change the Organisation	
	2. Three Step Approach	
	3. HEART Study System	
<b>Text language features</b> (pages 34–43)	1. Looking for Clues	
	2. Comparisons	
	3. Translations	
	4. Word Webs	
<b>Text structure</b> (pages 45–55)	1. Signal Words	
	2. Pattern Guide	
	3. Graphic Organisers	



## 1. Looking for Clues

### What is it?

Looking for Clues provides students with an opportunity to analyse the text language features used in different text forms.

### Why use it?

This activity supports comprehension through the analysis of texts. It involves examining the placement and selection of words, which in turn leads to understanding the reasons for the author's word choices.

### How do you use it?

- Identify the language features to be examined. Select those that are appropriate for the text. (Refer to pages 8 and 9 for a list of language features.)
- Provide students with a copy of the student worksheet, which contains a list of the language features chosen in the first column.
- Direct them to read the text and identify words and phrases that are examples of each language feature. Have them record the words they find in the second column.
- Analyse the words and phrases as a whole class and discuss any patterns observed. This analysis can be recorded in the third column.
- Provide opportunities over time for students to read and analyse similar text forms. Encourage them to look for further patterns and to make generalisations about language features particular to that form. For example, texts that persuade usually use present tense when presenting a position in an argument.

### Pesto pasta

A simple, classic Italian pasta which utilizes ingredients that are abundant on the Mediterranean coast.

**Ingredients for 4:**

- 350g linguini
- 1 cup well packed basil leaves, plus a few to garnish
- ½ cup extra virgin olive oil
- 30g pine nuts
- 2 cloves garlic, crushed
- salt
- 60g very good parmesan, grated
- sea salt and pepper

**Method:**

Blend basil, oil, pine nuts, garlic and salt until smooth. This can then be done most easily in a blender (stop once or twice to stir), food processor or large mortar and pestle.

When evenly blended, scrape into a bowl and stir in grated cheese. Store, covered with a film of olive oil, in a screw top jar.

Cook pasta according to instructions and drain, keeping a little of the cooking water to thin the sauce.

Place the pasta back into the saucepan it was cooked in, add a generous quantity of pesto, a couple of tablespoons of the cooking water and mix well. Season to taste and serve with a garnish of fresh basil leaves.

From *Noodles around the world* by Alex Blaikie. Reproduced with permission.

## Looking For Clues

Name David Date 24th Feb

**Text:** *Noodles Around the World* **Author:** Alex Blaikie  
**Form:** *Recipe* **Purpose:** *To Instruct*

Language Features	Words used in this text	Observation and Analysis
Nouns	Linguini cup basil olive oil blender bowl	The nouns are specific to cooking and food items
Adjectives	grated cheese cooking oil fresh basil	Most ingred adjectives are technical and specific to cooking
Verbs	blend scrape cook add	Most verbs start the sentences under method. They tell you what to do.
Signal words		

© STEPS Professional Development

May be copied for classroom use only.

Looking for Clues student sample

### Reflection task



How could I use this activity in my learning area?

Any modifications?

What texts or topics might be suitable?